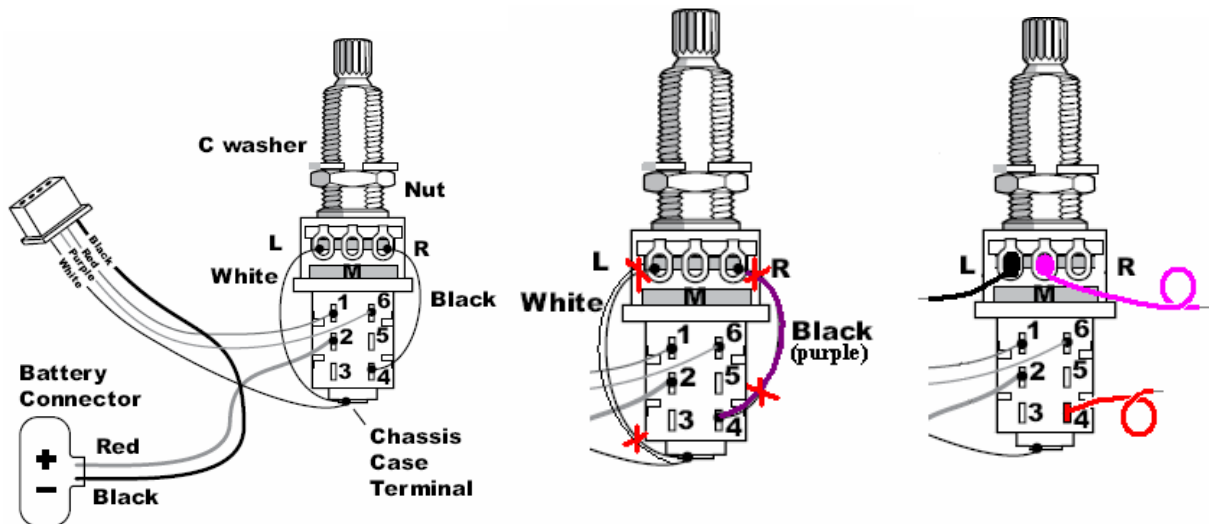


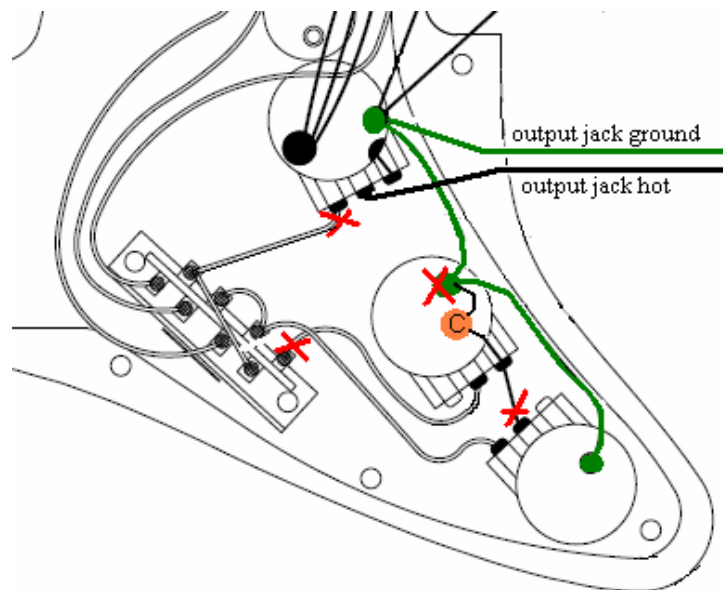
While the **N-Tune** module comes from the factory pre-wired to perform as a volume pot, it can be modified to use as a tone pot as well. In this example, we are installing it in a Fender Stratocaster. It may seem a bit daunting, but if you break the task down into three steps, it's not that difficult. **STEP ONE** is modifying the N-Tune; **STEP TWO** is removing the existing tone pot; and **STEP THREE** is installing the N-tune and wiring it into the guitar.

STEP ONE: Modifying the N-Tune push/pull pot...



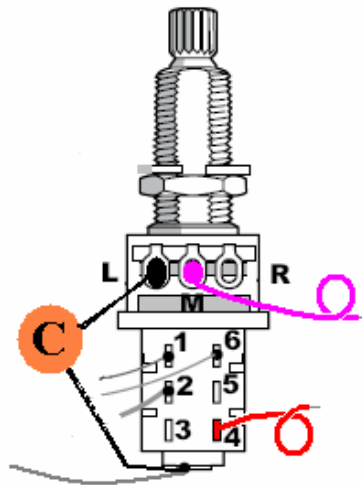
Remove the **black** (or purple) lead between **lug R** on the pot and **lug 4** on the push/pull switch. Remove the white lead between **lug L** on the pot and the **chassis case terminal** (ground). **ADD** a new jumper (shown in **red**) about three inches long to **lug 4** on the push/pull, and another (shown in **fuchsia?**) to **lug M** on the pot. **ADD** a short jumper (shown in **black**) to **lug L** on the pot

STEP TWO: Removing the Strat's tone control...

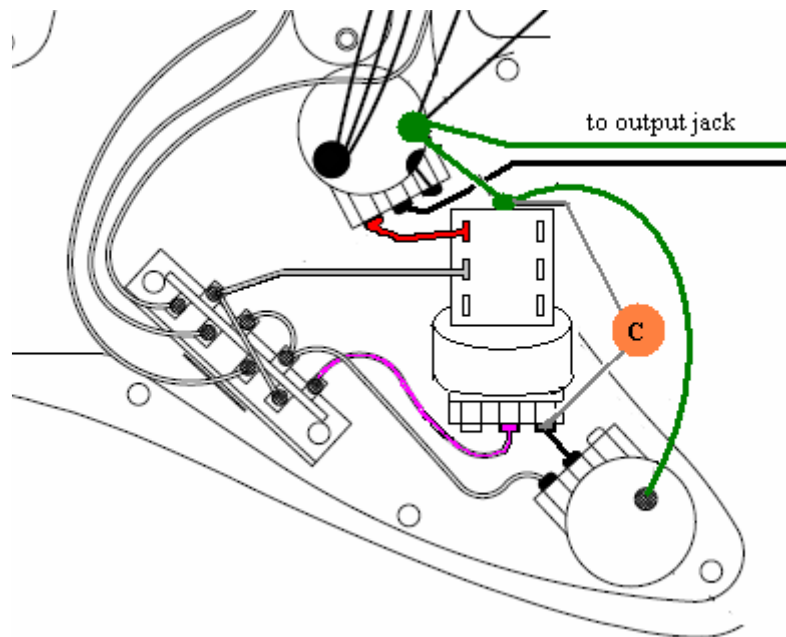


Unsolder the jumpers at the points indicated, and remove the middle (neck) tone pot. Once you have the pot removed, unsolder the cap from the pot and use it in the next step...

STEP THREE: Installing the N-Tune...



Solder the cap you removed from the old neck tone pot to the N-Tune module, with one leg on the **chassis case terminal** and one leg on **lug L** of the pot.



Mount the N-tune push/pull pot on the Strat pickguard, following the instructions supplied with the N-Tune module. Solder the **black** lead you added to the N-Tune switch to the middle lug on the lower (mid pup) tone pot. Solder **red** led you added to the N-Tune push/pull to the volume pot. Solder the jumper from the 5-way that previously went to the volume pot to **Lug 5** on the N-Tune push/pull switch. Solder the **fuchsia** jumper that you added to the N-Tune pot to the 5-way on the lug where you removed the jumper to the neck's old tone pot. Solder the ground leads (shown as **green**) that you removed from the old tone pot to the **chassis case terminal** of the N-Tune push/pull pot.